

PROGRESS 2016-2019

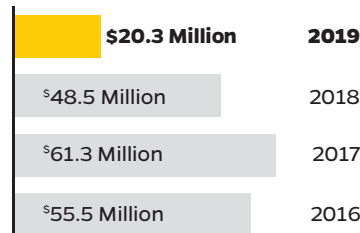
Hopkinslocal.jhu.edu/progress

BUILD

\$20.3M*

in addressable construction spending, was committed in FY19 to contractors that were minority-owned, women-owned, or disadvantaged business enterprises.

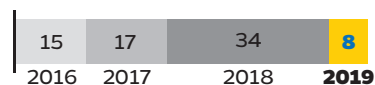
RESULTS IN DOLLARS



74

small, local, minority-owned, women-owned, or disadvantaged businesses in the design and construction industries expanded their skills and connections through the BLocal BUILD College.

NUMBER OF NEW GRADUATES

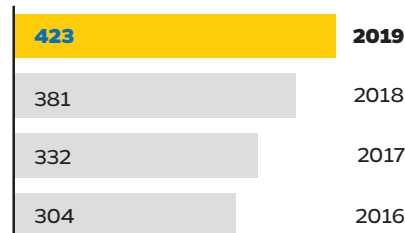


HIRE

1,440

people hired over 4 years for a set of targeted positions live in focus area Baltimore City ZIP codes.

RESULTS IN NEW HIRES



548

justice-involved individuals were hired for a variety of positions at the university and health system.

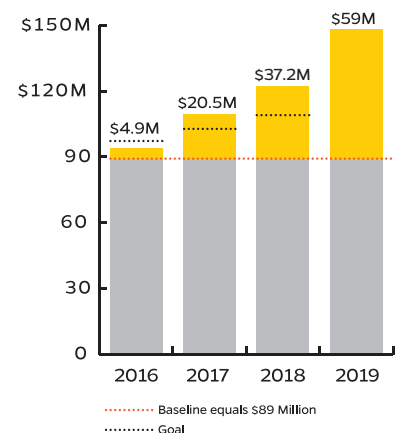
NUMBER OF JUSTICE-INVOLVED INDIVIDUALS



BUY

\$469M**

was spent in targeted categories with local businesses over 4 years. Local spending increased \$121.6M over the baseline of 2015.



26

development plans continued with nonlocal suppliers to increase those companies' efforts to hire, procure, or invest in Baltimore.

NUMBER OF DEVELOPMENT PLANS



To see our progress against specific goals, go to hopkinslocal.jhu.edu/progress

* Commitments are defined as parts of the contract that have been assigned to a contractor or subcontractor but have not necessarily been completed. Due to the duration of construction projects, many projects are captured in multiple years.

** Additional categories and spend types were added in FY19.